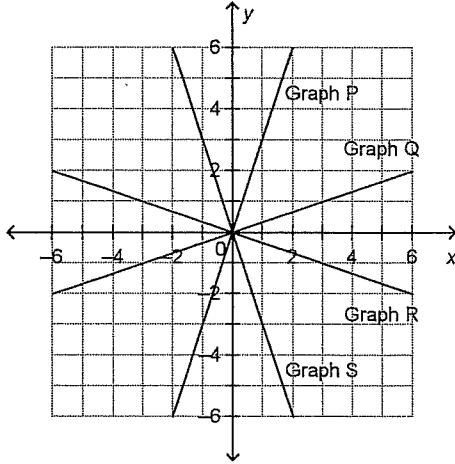


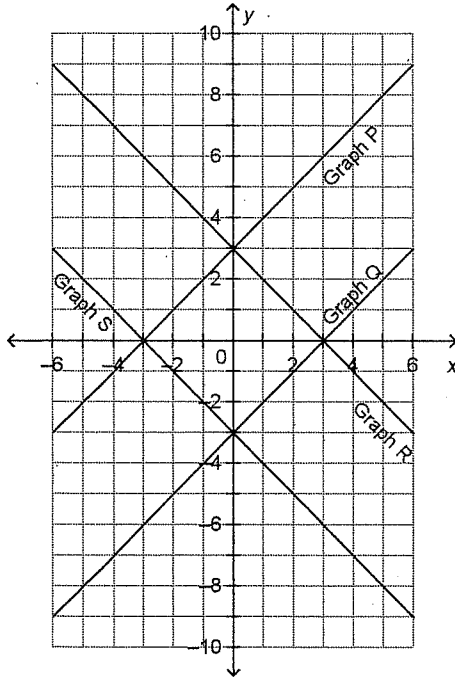
Math 9 4.4 and 4.5 Practice Quiz

Short Answer

1. Which graph on this grid has the equation $y = 3x$?



2. Which graph on this grid has the equation $y = -x + 3$?

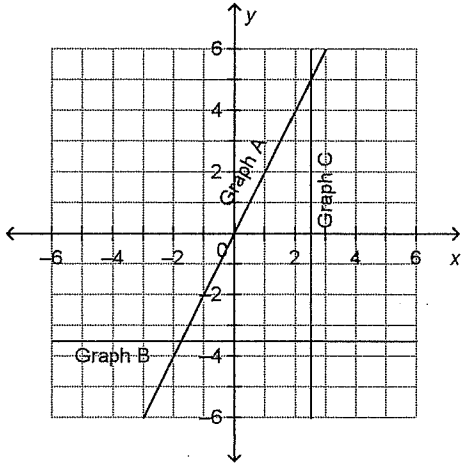


Name: _____

ID: A

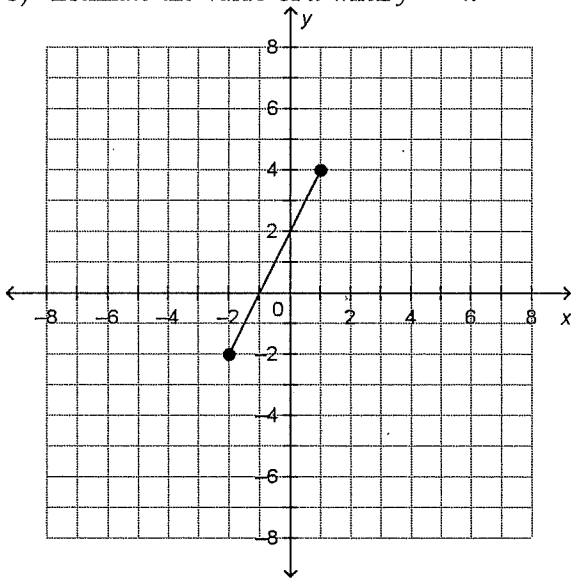
39. Match each equation with a graph on the grid below.

- i) $2x = 5$
- ii) $2y = -7$
- iii) $y = 2x$



40. This graph represents a linear relation.

- a) Estimate the value of y when $x = 3$.
- b) Estimate the value of x when $y = -4$.





Interpolation and Extrapolation

Interpolation and Extrapolation are mathematical names given to the process of reading graphs.

Interpolation -estimating information within a graph

Extrapolation -extending the graph to estimate information

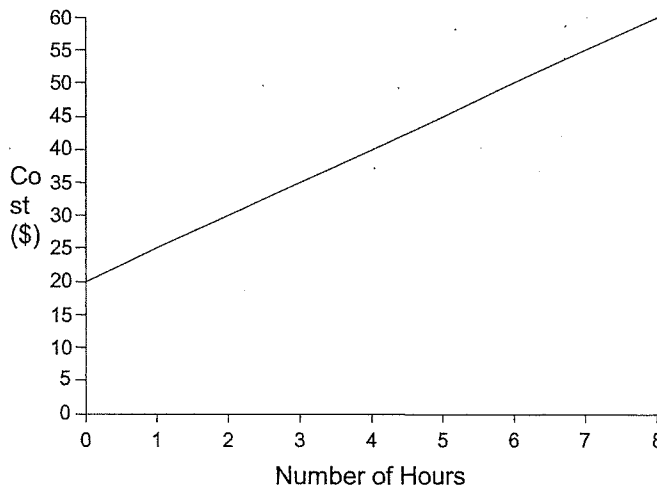
Consider the following example from the previous lesson on Modelling Linear Relations with Equations.

5.) What is the equation?

Ralph's Rental has many tools that are available for rent. They charge \$20 fixed price plus \$5 per hour for the rental of their post hole digger. This situation can be represented by the equation

where C represents the total rental cost and n represents the number of hours rented.

Ralph's Rental



64. How many hours can you rent the post hole digger for if you have \$37? *Did you use interpolation or extrapolation?*
72. How much will it cost to rent the digger for 10 hours? *Did you use interpolation or extrapolation?*

Student Handout: Unit 3 Lesson 5

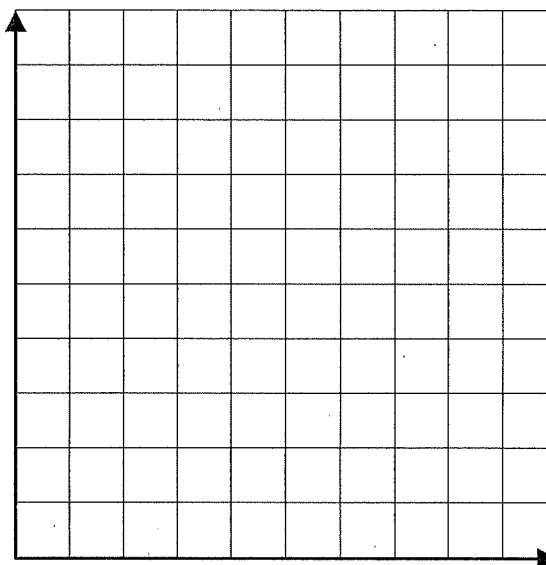


(B) The mass of each candy in a box is 5 g. The mass of the empty box is 20 g. Let T grams represent the total mass of the box and candies. Let n represent the number of candies, so that $T = 20 + 5n$.

n	$T(g)$
0	
25	
50	
100	
125	

(a) Complete the table of values.

(b) Graph the relation.



(c) How many candies would be a box that weighed 320 g?

(d) How heavy would a box with 150 candies weigh?